



SMART GLAZING ALERT SYSTEM

GLAZEALARM.COM

WELCOME TO GLAZEALARM®

The GlazeAlarm is an IoT wireless sensor system, which is built into a double-glazed unit at the point of manufacture. Our patented technology constantly measures shock, temperature and humidity inside each unit and alerts the user to a breakage via their chosen smart device. In the event of a break-in the GlazeAlarm is designed to raise an alarm before an intruder actually enters the property.

The GlazeAlarm also provides glazing manufacturers with the ability to monitor the performance and integrity of every individual unit over its entire life.

CONSUMERS



SAFETY
& SECURITY



ENERGY
MANAGEMENT

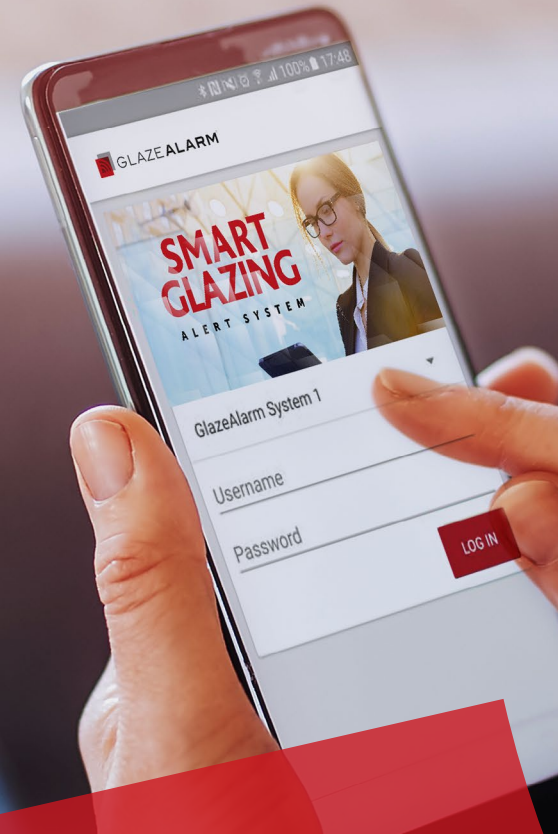
DISTRIBUTORS




PRODUCT
DIFFERENTIATION



SIMPLE
INTEGRATION



A close-up photograph of a person's hand holding a smartphone. The person is wearing a yellow long-sleeved shirt. The background is blurred, showing a blue object and a wooden surface. A large, semi-transparent red circle is overlaid on the bottom left corner of the image.

Safety and security of homes and offices can be managed remotely using our IOS, Android and Windows apps on smart-phones and tablets.

SMART GLAZING ALERT SYSTEM

- Keys now able to fit in 12, 14, 16, 18 and 20mm window cavities
- Replaceable or rechargeable battery pack
- Future proofing for new battery technology and solar charging
- GlazeAlarms to last longer than the windows



BUILDING ON OUR CORE TECHNOLOGY TO DISCOVER AND DEVELOP NEW USES FOR OUR UNIQUE SENSOR SYSTEM

- Adopting solar power technology to further extend the battery life beyond 15 years
- A range of unit widths including external battery versions to fit all sizes of DGUs
- Incorporating the data collected into Building Information Modelling (BIM) platforms
- Using temperature data for remote thermostatic control
- Offering fire alarm cover for the exterior of high-rise buildings
- Integrating the GlazeAlarm into a wide range of security and sustainability products

BENEFITS FOR MANUFACTURERS AND DISTRIBUTORS

SIMPLE INTEGRATION

Designed to have minimal impact
on the window manufacturing process

PLUG AND GO

The entire solution is plug and go causing
no impact to the installation process


CUSTOMER SERVICE

After-sales support provided by
GlazeAlarm qualified personnel

CUSTOMER ENGAGEMENT

Remain engaged with customers
through our data capture capabilities



A low-angle, upward-looking perspective of several modern skyscrapers with glass facades. The buildings are arranged in a way that they appear to converge towards the top of the frame. The sky is a clear, pale blue. The glass reflects the sky and each other, creating a complex pattern of light and dark. Some windows are illuminated from within, showing a warm orange glow. Two thin, dark poles with spherical finials extend horizontally across the frame, one in the upper right and one in the middle right. A red, curved architectural element is visible in the bottom left corner.

From your home to your office, for security
and sustainability, use GlazeAlarm.



FOR FURTHER INFORMATION CONTACT
+44 7878 756181
OR EMAIL: GSCHAAR@GLAZEALARM.COM

DISTRIBUTION PARTNERSHIPS AVAILABLE GLOBALLY